



new ways of seeing arts, culture, heritage and Wellington

Annual Report 2009-2010

Contents

The Wellington Museums Trust (the Trust) was established by the Wellington City Council (the Council) in 1995 and it now manages the largest grouping of arts and cultural institutions in Wellington:

- City Gallery Wellington
- Museum of Wellington City & Sea (including Plimmer's Ark Galleries at Queens Wharf and in the Old Bank Arcade)
- Wellington Cable Car Museum
- Colonial Cottage Museum
- Capital E
- New Zealand Cricket Museum, in partnership with the New Zealand Cricket Museum Incorporated
- Carter Observatory (from 1 July 2010)

The Trust is a Council Controlled Organisation and this Annual Report is presented in accordance with section 67 of the Local Government Act 2002.

3	Contributing to the cultural capital
6	The year in review
13	New initiatives and achievements
14	Exhibitions
16	Performances, public programmes and events
18	Education
19	Research and collections
20	Auditor's Report
22	Statement of Service Performance
28	Financial statements
31	Notes to the financial statements
42	Governance report
44	Our supporters
48	Directory



630,000
visits

Contributing to the cultural capital

THE highly successful reopening of City Gallery Wellington and the 10th birthday celebration of the Museum of Wellington City & Sea were amongst the highlights for the Trust this year. They exemplify our vision that visitors to our institutions will find new ways of seeing arts, culture, heritage and Wellington.

Wellingtonians and visitors to the city showed their support for the Trust's contribution to the cultural capital, with strong visitation growth across our portfolio of attractions. In total, just under 630,000 people came through our doors and customer satisfaction remained high.

Uniquely diverse attractions

The reopening of City Gallery Wellington after an eleven month closure was eagerly awaited and visitors were delighted with both the redevelopment of this iconic Wellington building and *Yayoi Kusama: Mirrored Years*, the opening exhibition. By the time the exhibition closed in February, 90,000 visitors had seen it and City Gallery was on the top of everyone's 'must visit' list. The Gallery team thoroughly deserved the many accolades that were received, including being voted Best Visual Arts Exhibition of the decade by *The Christchurch Press*.

The Museum of Wellington City & Sea turned 10 in November 2009 and celebrated with the exhibition *10 Years in Wonderland*, which brought out of storage some great Wellington treasures. The exhibition illustrated the importance of the Museum's role in telling Wellington's stories and the significance of collecting and preserving items that mark our city's heritage. Over 60,000 people visited the Museum during the *10 Years in Wonderland* season.

The Colonial Cottage Museum and the Cable Car Museum provided a unique way

for Wellingtonians to celebrate the city's anniversary. A programme of guided tours and performances concluded with a garden party in the idyllic setting of the city's earliest European family home.

Throughout the year Capital E continued its work for Wellington and New Zealand's young audiences. The National Theatre for Children's production *Kia Ora Khalid* impressed international directors at the annual Australian Performing Arts Market and Capital E's 2009 interpretation of Christmas in a remote paradise *Castaway Christmas* attracted over 5,000 visitors.

The Carter Observatory

The Carter Observatory was scheduled to become part of the Trust on 1 July 2010. The Carter has reopened after extensive refurbishment by Council and the former Carter Observatory Board that includes the development of a new multi-media exhibition and digital planetarium. This new visitor experience adds further depth to the city's attractiveness as a destination for tourists and it has already demonstrated its potential with over 15,000 visits since its opening on 29 March.

Financial position

The Trust greatly appreciates the continuing support of the Wellington City Council, which agreed as part of the 2009 review of its Long-term Council Community Plan (LTCCP) to provide additional operational funding, building to \$1.2 million per annum by 2011-12.

In deciding to phase the funding increase over three years, Council approved a budget deficit of \$358,000 this year. The actual result was better than budget, with the additional funding utilised to support the reopening of a larger City Gallery and to boost specialist resource in other key areas.

The Trust has initiated a review of priorities which will take place in the first half of 2010-11. Our motivation continues to be the achievement

of our vision through the effective delivery of thought-provoking, entertaining and memorable visitor experiences from a position of organisational and financial sustainability.

Our team

I would like to thank my fellow Trustees, who bring diverse skills and share a united aspiration for the Trust. Trustees in turn acknowledge the contribution of our Chief Executive, Pat Stuart who, with the talented Directors and teams located in the Trust's historic sites across the city, can be proud of their passionate commitment to inspire and entertain our visitors.

Together we thank and pay tribute to the many volunteers who this year donated more than 4,000 hours of their time, primarily working with heritage collections.

In memoriam

It is with great sadness that the Trust acknowledges the passing of William Brien (Bill) on 24 January 2010. Bill was a Trustee from 1999 to 2007; seven of those years as Chair and his passion for Wellington and his interest in heritage made him a strong advocate for our work. Bill is sadly missed by both staff and Trustees.

Acknowledging our supporters

Aside from significant financial support from Council, Mayor Kerry Prendergast, Deputy Mayor Ian McKinnon and other Wellington City Councillors show their support for the Trust by regularly attending Trust events and openings.

Council was the main funder of the City Gallery redevelopment. In addition, it would not have been possible without the generous contribution of private benefactors Denis and Verna Adam; Roderick and Gillian Deane; the Michael Hirschfeld family; the Russell Hancock bequest; the City Gallery Wellington Foundation and the Lottery Environment and Heritage Committee.

The City Gallery Wellington Foundation, led by Alan Judge, continues to play a valuable role in underwriting exhibitions at City Gallery. Through the Foundation, Ernst & Young was the principal sponsor of *Yayoi Kusama: Mirrored Years* and ANZ sponsored the Gallery's Festival Season which included Janet Cardiff's *The Forty-Part Motet*.

Hawkins Construction generously sponsored *Dots for Love and Peace*, a site specific artwork by Yayoi Kusama created for the City Gallery façade.

Creative New Zealand continues to support our work in the Capital E National Theatre for Children and the Ministry of Education contributes to our education programmes. The Trust also appreciates the support of other sponsors including Booker Spalding, *The Dominion Post* and a range of charitable trusts that have donated money this year.

In summary

The number of visitors and their satisfaction with our attractions is an important measure of success for the Trust. It is therefore pleasing that visitor numbers exceeded target this year and satisfaction remained high. In addition, the redeveloped City Gallery brings a new dimension to the city's arts and cultural experience.

The Trust has a challenging period ahead to focus its priorities to ensure a financially sustainable future. However, I am confident that with a clear vision and talented team, Trust institutions will continue to entertain and challenge with new ways of seeing arts, culture, heritage and Wellington.

Viv Beck Chair

Opening day queues for City Gallery Wellington's reopening exhibition Yayoi Kusama: Mirrored Years on 27 September 2009.



WELLINGTON MUSEUMS TRUST institutions have enjoyed another successful year in delivering arts, culture and heritage visitor attractions, with total visits reaching 629,697 for the twelve months to 30 June 2010 compared to 538,950 in 2008-09. The reopening of City Gallery Wellington following an eleven months closure for redevelop-

ment and earthquake strengthening has restored visitation to better than pre 2008-09 levels.

The main contributors to our visitation success in 2009-10 were the Museum of Wellington City & Sea which achieved 99,663 representing a significant improvement on 2008-09 visitation and exceeding its 90,000 target. City Gallery Wellington enjoyed a highly successful reopening season with the popular exhibition *Yayoi Kusama: Mirrored Years* and sustained visitation throughout the rest of the year. The Cable Car Museum again exceeded its target by more than 25,000, achieving total visits of 253,608.

Visitor satisfaction levels have also remained very high with an average of 94% of visitors across all institutions rating their visit as good or very good. The annual City Council Residents Satisfaction Survey confirms that our institutions continue to be amongst the best known and popular destinations for Wellington residents. They are also popular with visitors to the city with the Cable Car Museum attracting 39% international tourists and 34% national tourists and the Museum of Wellington City & Sea attracting 36% international tourists and 26% national tourists.

During the year 32 temporary exhibitions were presented and 47,991 visitors attended public events. The Capital E National Theatre for Children presented four productions to 39,797 children and their families in fourteen centres across New Zealand. The highlights of the year's work are presented on pages 13-19.

Also during the year 54,262 students participated in quality curriculum-linked teaching and learning programmes.

Financial performance

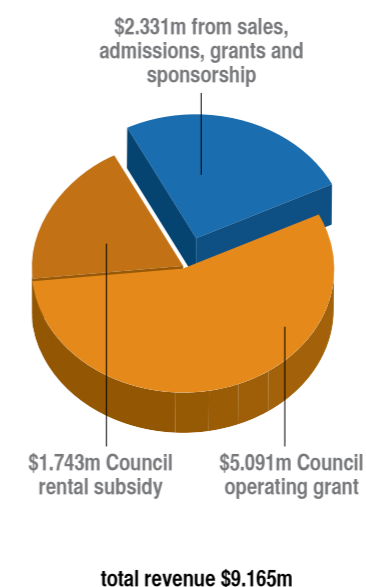
The Trust's financial performance was better than budget. After allowing for depreciation of \$359,599, we had an overall deficit of \$252,630 compared to budget of \$358,000 and a cash surplus of \$107,457. Our deficit position was approved by the Council in recognition of operational demands and its decision to stagger the funding increase achieved through the 2009 LTCCP over three years.

Total revenue for 2008-09 was \$9.165 million, of which 74.5% (\$6.834 million) was provided by the Council. \$1.743 million of the Council's contribution covers rental costs for occupation of Council-owned buildings. The Council increased its contribution to the Trust in 2009-10 by \$562,000, \$271,000 of which was to meet increased rental.

Other funding, accounting for 31% of total revenue (excluding revenue for rent of Council buildings) is made up of commercial revenues (sales and admissions), sponsorship and donations. The exhibition *Yayoi Kusama: Mirrored Years* revenue target was exceeded and a total of \$565,735 gross revenue was achieved mainly from admissions.

We also continue to receive funding from Creative New Zealand to support the Capital E National Theatre for Children and from the Ministry of Education for Learning Experiences Outside the Classroom (LEOTC). During the year the City Gallery's LEOTC contract resumed after being suspended during the Gallery's closure and Museums Wellington (Museum of Wellington City & Sea, Cable Car Museum and Colonial Cottage Museum) successfully negotiated increased LEOTC funding in recognition of multi-site education delivery starting in 2010-11.

Expenditure was \$9.466 million, an increase of 13% on last year's expenditure of \$8.357 million. Increased personnel costs accounted for \$657,000 due to the re-employment of permanent staff at City Gallery Wellington in



time for reopening, the establishment of new positions across other Trust institutions and the employment of casual staff for the opening exhibitions at the Gallery. Additional rental and occupancy costs totalling \$338,000 were the other major increases in expenditure.

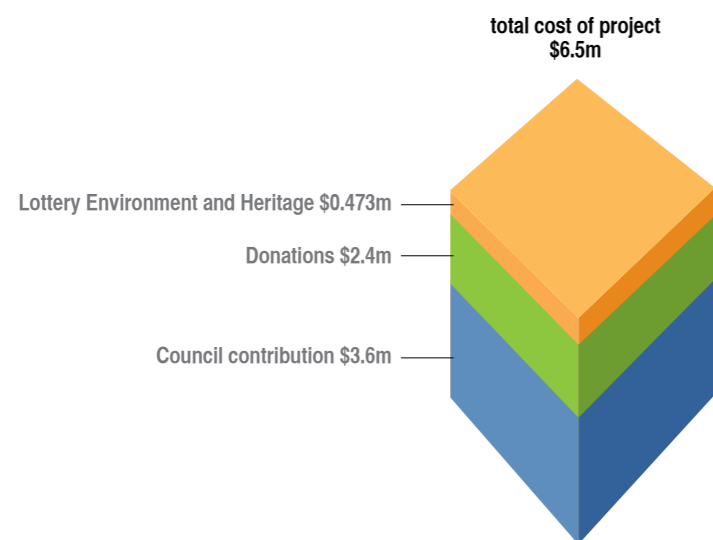
Major projects

Commercial Revenue Generation Strategy

With the planned increase in Council funding over three years our commitment to generate at least 30% of revenue from non-Council sources presents a growing challenge. Progress was made during the year in developing the Trust's commercial revenue generation strategy which will focus on leveraging core business activity such as admission charges on exhibitions, developing retail opportunities and fundraising including personal giving. Venue hire continues to be important for revenue generation provided it is compatible with core business activity.

City Gallery Wellington Redevelopment

The redevelopment and seismic strengthening of the Gallery was completed in September 2009 at a total cost of \$6.518 million, with \$2.427 million provided by private benefactors and the Lottery Environment and Heritage committee which provided \$473,600. When the Gallery reopened in September 2009, three new galleries had been added along with the state-of-the-art Adam Auditorium. The new galleries are the Deane Gallery which is dedicated to the display of the work of contemporary Māori and Pacific artists; a larger Hirschfeld Gallery which will continue to be used for the display of work by emerging artists; and the Hancock Gallery which will be used to display the Wellington City Council's civic art collection.



Heritage Collections

An important part of our work is the management and care of heritage collections. The collection consists of approximately 69,000 items including Taonga, works of art, charts and plans, objects, photographs, textiles, books and ephemera. Collections are on display at our museums or in storage.

Our plan to relocate the collections in storage will be delayed for twelve months and we will use this time to reassess the relocation plan and to complete the review of the collections in line with a new Collections Policy which was introduced during the year.

Museum of Wellington City & Sea Refreshment

The Museum of Wellington City & Sea opened to the public in November 1999 and in the ten years since then it has received many accolades for its compact and rich portrayal of Wellington city and harbour stories. During the year the visitor experience was reviewed in preparation for the development of a refreshment plan which will emphasise the power of story telling to stimulate imagination and evoke emotion.

Capital E Concept

A review of the Capital E Concept has also begun and during the next few months audience and stakeholder input will be sought to support the further development of a draft concept prior to discussion with Council.

An ongoing issue for the Trust is the Capital E building which despite Council maintenance programmes remains a less than inviting environment for the presentation of programmes and activities for Wellington's children.

New Zealand Cricket Museum

The Trust undertook a review of its agreement with the New Zealand Cricket Museum and it confirmed its interest in continuing to be involved with the Cricket Museum and acknowledged the relevance of its location at the Basin Reserve.

Staff changes

Heather Galbraith, Manager Curatorial Programmes/Senior Curator has resigned after five years at the City Gallery to take up the position of Senior Curator Art at the Museum of New Zealand Te Papa Tongarewa. Heather has an impressive track record as curator and has gained recognition in the sector for her leadership qualities. In 2009 she was Deputy Commissioner and co-curator of *Frances Uprichard: Save Yourself*, one of two exhibitions representing New Zealand at the Venice Biennale.

Peter Wilson, Artistic Director of the Capital E National Theatre for Children has also left the Trust. Peter is one of a few original staff members having begun at Capital E before it opened to the public. He has made a significant contribution to the development of the Theatre; growing it from small beginnings to the biggest national touring theatre company in New Zealand dedicated to engaging young audiences with inspiring first theatre experiences.

Staff contribution

2009-10 saw a number of major events which were delivered professionally, with style and enthusiasm, highlighting great team work and leadership. Our staff make a significant contribution to our success and thus to Wellington's standing as the arts and cultural capital of New Zealand. This year the Gallery team thoroughly deserved the many accolades received for the reopening of the Gallery and the delivery of the opening exhibitions. The Museums Wellington team's work to bring to life Wellington treasures through 10 Years in Wonderland highlighted for Wellingtonians the value of caring for their heritage and strengthened the Museum's role as the home of Wellington stories. Capital E's dedicated staff continue to provide a creative oasis in the heart of Wellington for children and their families.

The year ahead

The Carter Observatory comes into the Trust on 1 July offering a new and exciting dimension to the Trust's portfolio of visitor attractions. The Carter has already made an impact with visitation ahead of target and received excellent feedback from visitors and stakeholders alike. The Carter's financial reporting will remain ring-fenced until 30 June 2012 to ensure operational transparency for both the Trust and Council.


As noted above the Trust has embarked on a major review of priorities with the objective of creating a future for the Trust that is financially and organisationally sustainable so that it can achieve its vision, new ways of seeing arts, culture, heritage and Wellington and to meet Council's expectations.

Important outcomes of the review will include giving greater focus to financial sustainability through the generation of non Council commercial revenues and achieving breakeven and thereby fully funding depreciation by 2010-13.

A key review assumption is that the Trust continues to offer visitor experiences which achieve high standards of quality, critical acclaim and public participation and appreciation. The 2010-11 programme will keep this promise to the people of Wellington and has potential to produce many new highlights.

Pat Stuart *Chief Executive*

Saturn witnessed close up by an emissary from Earth; NASA's robotic explorer, Cassin.



HIGH LIGHTS

New initiatives and achievements



- City Gallery Wellington reopened on 26 September 2009 to public and critical acclaim including being named by *Architecture NZ* as one of New Zealand's five favourite new buildings in 2009, and at the 2010 Property Council Rider Levett Bucknall property industry awards, it received Excellence in two categories: Education and Arts; and Heritage and Adaptive Reuse.

- City Gallery's opening season featured *Yayoi Kusama: Mirrored Years* and garnered further recognition for the Gallery, including *The Christchurch Press*' Best Visual Arts Exhibition of the decade, and the Wellingtonista's Best Visual Arts Experience 2009.

- The Deane Gallery, dedicated to the display of art by contemporary Māori and Pacific artists, opened with *Ngaahina Hohaia* and achieved recognition from the Race Relations Commissioner, Joris de Bres for its positive contribution to race relations.



- The Museum of Wellington City & Sea turned 10 years old on 27 November 2009 and enjoyed a record year with 99,663 visits and the recognition of the museum profession as a finalist in the 2010 Museums Aotearoa Awards for Exhibition Excellence for its collection-based exhibition *10 Years in Wonderland*.

- State of the art video projection equipment has been installed in a refurbished Todd Foundation room and the Wellington Historical & Early Settlers' Association room has been developed as a small gallery which will be used for temporary exhibitions with the emphasis on collection displays.



- The visitor experience at the Colonial Cottage Museum has been improved with the addition of interpretation including a brochure about the garden which is presented in keeping with the history of the cottage.

- Three new tours have been developed by Museums Wellington: Capital Culture, Our Art, Māori Experience; and The Shopping Tour. These have proved popular with the cruise ship market and resulted in increased visitation and retail sales.



- A new play, *Stealing Games*, written by Gary Henderson for the Capital E National Theatre for Children, premiered in Wellington with the support of *The Dominion Post*, before starting a national tour.

- Capital E partnered with GNS to deliver a workshop series based on the visit to Wellington of the *Resolution*, an international research vessel. Young participants went out on the harbour to collect data, took coring samples from Queens Wharf and learned about geological analysis onboard.

- The National Theatre for Children's production, *Kia Ora Khalid*, impressed international directors at the annual Australian Performing Arts Market and Capital E's 2009 interpretation of Christmas in a remote paradise *Castaway Christmas*, attracted over 5,000 visitors.

- Capacity crowds turned-up at Civic Square to enjoy *The Big Halloween*, which has become a popular Capital E event offered in partnership with Wellington City Council. Themed around a pirate's cove, the event included a treasure hunt, floor shows, live music and roaming performers.

- In keeping with its family focus, Capital E joined forces with community partners to deliver the family component of Sin Nian, International Children's Day and Diwali programmes for Wellington families.



City Gallery Wellington

- *Yayoi Kusama: Mirrored Years* brought an exhilarating and enveloping world of shape and colour to City Gallery; presented in New Zealand for the first time. Yayoi Kusama's room-sized mirrored installations allowed a breathtaking experience of infinity. A highlight of the exhibition was the creation of three new artworks for the exhibition. These were two site-specific installations of *Dots Obsession Day (2009)* and *Dots Obsession Night (2009)*, and a new site-specific public artwork *Dots for Love and Peace (2009)* which was presented on the building's façade. The exhibition attracted 90,000 visitors including 10,150 during the 9 free Wednesdays and the opening Sunday.
- City Gallery's Festival Season 2010 brought sound, movement, colour and form into the Gallery and gave 58,000 visitors the opportunity to experience contemporary art with all their senses.
- *The Forty-Part Motet (2001)* by Canadian artist Janet Cardiff used recordings of the Salisbury Cathedral choir singing a reworking of *Spem in Alium Nunquam Habui (1573)* by Thomas Tallis to create an immersive sculpturally-conceived sound piece, in which forty separately recorded voices are played back through forty speakers.
- *Séraphine Pick's* distinctive and imaginative art practice was presented in a large scale survey exhibition featuring works made between 1994 and 2009. The exhibition was developed and toured by the Christchurch Art Gallery Te Puna o Waiwhetu.
- *Trans-Form - The Abstract Art of Milan Mrkusich:* included twelve works by one of New Zealand's leading artists investigating languages of abstraction and was the first major exhibition of Mrkusich's work since the Auckland Art Gallery retrospective in 1985.

- *John Pule: Hauaga (Arrivals)* and *Ready to Roll* opened at the end of May 2010. *Hauaga (Arrivals)* is the first major survey show of John Pule's work in a public gallery and *Ready to Roll* features eight younger New Zealand artists.
- The Hirschfeld Gallery has been relocated from the ground floor to the new extension on level 1 and continues the Gallery's work in showcasing the art and design of Wellington-based artists, architects and designers. The opening year in this new location included four solo shows and two group exhibitions: *Make Way:* Regan Gentry; *Following the Blue Ribbon:* recent work by Gerda Leenards; Bill Toomath; *Liberating Everyday Life; Further Convictions Pending -* Andrew Beck, Sarah Maxey, Douglas Stichbury, Tim Thatcher; *Community Garden -* Wayne Barrar, Rob Cherry, Jenny Gillam and Andy Palmer.
- The Deane Gallery sits along-side the Hirschfeld Gallery and expands the Gallery's engagement with Maori and Pacific artists. The opening year featured three exhibitions: *Ngaahina Hohoaia; Urban Kainga* featuring the work of Reweti Arapere, Nick McFarlane, Siliga David Setoga, Terry Koloamatangi Klavenes; and Leilani Kake - *Tino Rangatira Tanga.*
- The Hancock Gallery featured *We are here, and there*, the first exhibition of works from the Wellington City Council's civic art collection and included the work of Wayne Barrar, CD Barraud, Shane Cotton, Patene Matchitt, Anne Noble and Sir Mountford Tosswill Woollaston.
- The Adam Auditorium provides significantly improved facilities for lectures and screenings and enables City Gallery to participate in the international video programme Art in the Auditorium, which this year included the work of four artists.
- SQUARE² located in the portico entrance to City Gallery presented energetic and interesting new work by thirteen local, national, and international video artists.



Museum of Wellington City & Sea

- *10 Years in Wonderland* brought out of storage some great Wellington treasures including the Cinerama sign that used to grace this Courtenay Place theatre and Wellington Zoo's chimpanzee tea party chair appropriately displayed as part of a Mad Hatter's tea party within the exhibition. Over 60,000 visitors came to the Museum during the *10 Years in Wonderland* season and it was very popular with children.
- *Vessels* by artist Daniel K Brown with original music by Mark K Johnson, was the Museum's exhibition for the New Zealand International Arts Festival and consisted of 33 transparent vessels of water suspended in the central atrium of the Museum and illuminated above and below by incandescent spotlights.
- *Audible Identities* featured carved wooden heads of early Wellington businessmen with sonic interpretations. The wooden heads were salvaged from the old Identities Hotel when it was demolished in 1929. Students of the New Zealand School of Music's Sonic Arts programme researched these characters and composed personal soundscapes for each.
- *War in Paradise* a Museum of Wellington City & Sea exhibition had successful showings at Auckland Museum, Rotorua Museum and Te Manawa in Palmerston North.
- *Wahine Survivor Art* was the first exhibition to be displayed in the newly opened Wellington Historical & Early Settlers' Association gallery and featured works by *Wahine* survivors Kay McCormick, David Knight, photographs featuring Shirley Hick by Helen Mitchell and a work by TW Parata - a police officer who was on board that fateful day.



Vessels by Daniel K. Brown

PERFORMANCES PUBLIC PROGRAMMES & EVENTS

City Gallery Wellington

- City Gallery Wellington's 2009-10 public programmes were launched in September 2009 with *Gallery-a-Go-Go* on Civic Square to celebrate the reopening of the Gallery. Nine hundred and twenty-five people took advantage of free entry to *Yayoi Kusama: Mirrored Years* and many more enjoyed the outdoor musical entertainment.
- *Dashing into the Future* was the title of a keynote lecture by Japanese art historian and University of Melbourne Research Fellow Dr Gary Hickey, which discussed the Japanese influences on the art of Yayoi Kusama.
- *Footnote Dance, Watch This Space* is one of the Gallery's most popular regular events, as Wellington's internationally renowned Footnote Dancers create improvised works in response to the art on display.
- *Open City*, the Gallery's late night sessions, have been very successful with over 200 people attending each time.
- The Gallery's *Daily Art Talks* which featured festival performers and directors talking about their work attracted good audiences during the 2010 New Zealand International Arts Festival.
- In *A Literary Response to Séraphine Pick*, Elizabeth Knox read her work, *The Love School for Séraphine* inspired by the art of Séraphine Pick, and Jo Randerson read *Through the Door*, a literary piece illustrated by Séraphine Pick.
- Demand for *Gallery Babes* tours for parents and their babies grew during the year and is now a monthly event.
- *Art in Oceania*, a one day symposium coinciding with the opening of *John Pule: Hauaga (Arrivals)* was presented in partnership with Victoria University of Wellington with the support of the Royal Society of New Zealand Marsden Fund.
- *Wax'n Lyrical Pacific Poetry Jam* was City Gallery's Matariki *Open City* event, and with over 300 people attending proved to be our most successful *Open City* to date.

Museums Wellington (Museum of Wellington City & Sea; Cable Car Museum and the Colonial Cottage Museum)

- Public programmes at our museums included birthday celebrations, barbeques, a CD launch and *Curiosity Roadshows*.
- The Mad Hatter's Tea party was restaged for the Museum of Wellington City & Sea's 10th birthday celebrations along with many other events over the birthday weekend including: a *Curiosity Roadshow* with Dunbar Sloane experts on hand to appraise treasures brought in by the public; *The Storybox Project*, which involved animating a shipping container with museum stories, a tea party for kids, chess and bridge demonstrations and a showing of the 1933 version of *Alice in Wonderland* with live accompaniment under the Queens Wharf sails.
- The 42nd *Wahine* commemoration was marked at the Museum of Wellington City & Sea by an unveiling of a memorial at Eastbourne, showing of the award-winning documentary *Wahine* by Sharon Barbour, ringing of *Wahine's* bell on the hour; and a *Wahine Survivor Art* exhibition.
- The Wellington Anniversary Day BBQ and the Community Open Day programmes at the Colonial Cottage Museum involved tours, talks and demonstrations.
- Day of the Dead was celebrated for the second year at the Museum of Wellington City & Sea with the building and decoration of an altar in honour of the dead, by the Mexican community. Visitors participated in face painting and in a parade through the streets of Wellington.
- *Trouble on the Waterfront*, a CD by Chris Prowse and friends was launched on Labour Day weekend and the well-attended afternoon included a discussion on the 1951 waterfront strike.

- The Cable Car Museum hosted a concert during the Botanic Garden's *2009 Spring Festival* and visitors were entertained by Wellington musicians; Dave Hart, Celia Briar and friends, and the Big Yellow Caravan.
- The Maritime Friends, Maritime Archaeological Association of New Zealand and Wellington Historical and Early Settlers' Association offered a range of public programmes during the year focused on the history of Wellington and its harbour.

Capital E


- A successful year of public programmes was held at Capital E, including theatre, technology workshops and creative activities for children and their families.
- The Capital E National Theatre for Children completed a successful national tour of two productions. Over 25,000 children attended *Seasons* and 6,500 watched the critically acclaimed *Stealing Games*. The company also completed the first part of its nation-wide tour of *The Farm at the End of the Road*, attracting an audience of over 15,000 in the North Island.
- *The Potion Trail*, a black-light maze inspired by children who suggested the event during a planning workshop, formed part of *The Realm of Fairies and Wizards*. The two-week programme ended with a ball featuring a repertoire of classic fairytale music performed by the New Zealand School of Music Young Musicians Academy.
- The Capital E National Theatre for Children show *Tale of a Dog* returned to the Capital E McKenzie Theatre and sold out before the season opened.
- *The Spring Jam Session* programme catered to older children with a range of music, dance and street-culture workshops. It featured music producer, video designer and hip hop

dance workshops and a hands-on DJ class with Whitireia Community Polytechnic's DJ Academy's founder, DJ Shan.

- Capital E delivered *The Great Scavenger Hunt* as part of Wellington City Council's Summer City programme, offering an entertaining and informative way for children to explore waterfront attractions. City Gallery Wellington, Te Papa, Mojo Coffee, the New Zealand Portrait Gallery, Wellington Central Library and the Museum of Wellington City & Sea all took part in the event which ended with a performance at Capital E.

- Venetian mask making, commedia dell'arte performance and a masquerade exhibition invited families to discover the magical world of masks during a two-week *Masquerade* programme.
- The Capital E Creative Technology team produced a range of inspiring workshops, from *Animation Film School* to *3D Game Design*, as well as partnering with the Gibson Group to produce workshops where children could try their hand at screen tests for the TVNZ 6 show *Giggles*.

The Farm at the End of the Road, Capital E



Fanciful Fairy and Whimsical Wizards Ball, Capital E

EDUCATION

- **Capital E** hosted the youth forum component of UNESCO's Global Diversity Forum, based at Te Papa. The sixty children selected from communities around New Zealand converged on Wellington to present their perspective on Diversity and Global Community. The young people worked together to use the creative technology resources at Capital E, creating a 20 minute video which was presented at the Plenary session for the general assembly.
- **Capital E** attracted over 3,000 school children to its Christmas programme. With a castaway theme the programme included a visit with Santa and his elves in a classroom-sized fale and an original Pacific story written and told by renowned storyteller Moira Wairama.
- Creative Technology programmes at **Capital E** continued to prove popular with children learning arts, languages and technology through the use of innovative technology. SoundHouse™ New Zealand assisted Moriah School in creating a video about the Buttons Project where 1.5 million buttons were collected to represent each child that died in the Holocaust. The children filmed, edited and produced music for the video which will accompany an exhibition in Capital E's exhibition space, Art Case.
- **City Gallery's** education programmes have been popular with schools, and operated at capacity during *Yayoi Kusama: Mirrored Years*. Well-received teacher previews and hands-on professional development workshops gave teachers new tools to bring contemporary art into their classrooms.
- An increase in **Museums Wellington's** Ministry of Education funding from 2010-11 was successfully negotiated recognising the delivery of education programmes over three sites as well as the option of including Te Aro Pā in association with Wellington Tenth's Trust.



The Realm of Fairies and Wizards, Capital E

RESEARCH & COLLECTIONS

- A set of three chairs and other items that furnished the **Colonial Cottage** at 68 Nairn Street when it was owned by the Wallis family were donated to the Museum by the Burge family, adding to our knowledge of the latter period of the Cottage as a family home.
- The Museum purchased 100 photographs by the late Jerzy Wilski, a Polish immigrant who arrived in New Zealand in 1951. Wilski specialised in night photography with his work spanning the late 1950s to the 1970s. He was also an accomplished musician who started the Polish choir and was organist for the Polish church in Wellington.
- The Museum also purchased a Len Castle piece from auction at Dunbar Sloane. It is a significant work from the 1960s and was selected for its provenance to the Royal Oak Hotel which stood on the corner of Cuba and Dixon Streets. The Museum has built up a significant collection of Royal Oak objects and photographs over the years through both donation and purchase.
- The replica Crown Jewels, which were a feature of the British display at the 1940 Centennial Exhibition and, now part of the Trust's Collections were selected for the television series *Tales from Te Papa*, produced for the Nga Taonga project run by Museums Aotearoa. It screens on TVNZ 6 and is a series of short 4 minute episodes for digital television. Only 6 items, with a social history focus, were chosen from outside Te Papa's collections.
- A number of catalogues and essays have been produced by **City Gallery** Wellington curators as part of the exhibition programme offered during the year. Heather Galbraith, Abby Cunnane and Aaron Lister wrote essays for the exhibition *Ready to Roll* and Heather Galbraith and Gregory O'Brien wrote essays for Janet Cardiff's *The*

Forty-Part Motet. Abby Cunnane wrote exhibition brochures for *Make Way: Regan Gentry, Following the Blue Ribbon: recent work by Gerda Leenards, Bill Toomath and Further Convictions Pending*. Reuben Friend wrote exhibition brochures for *Ngaahina Hohaia* and *Urban Kainga*.

- Brett Mason wrote the exhibition brochure for the world premier of *Vessels* by Daniel K Brown, the Museum of Wellington City & Sea's exhibition for the 2010 New Zealand International Arts Festival.



Highchair at Colonial Cottage Museum



AUDIT REPORT
TO THE READERS OF
WELLINGTON MUSEUMS TRUST INCORPORATED
FINANCIAL STATEMENTS AND PERFORMANCE INFORMATION
FOR THE YEAR ENDED 30 JUNE 2010

The Auditor-General is the auditor of Wellington Museums Trust Incorporated ("the Trust"). The Auditor-General has appointed me, Alex Skinner, using the staff and resources of KPMG, to carry out the audit on her behalf. The audit covers the financial statements and performance information included in the annual report of the Trust for the year ended 30 June 2010.

Unqualified opinion

In our opinion:

- The financial statements of the Trust on pages 28 to 41:
 - comply with generally accepted accounting practice in New Zealand; and
 - fairly reflect:
 - the Trust's financial position as at 30 June 2010; and
 - the results of its operations and cash flows for the year ended on that date.
- The performance information of the Trust on pages 22 to 27 fairly reflects the achievements measured against the performance targets adopted for the year ended 30 June 2010.

The audit was completed on 18 August 2010, and is the date at which our opinion is expressed.

The basis of our opinion is explained below. In addition, we outline the responsibilities of the Board of Trustees and the Auditor, and explain our independence.

Basis of opinion

We carried out the audit in accordance with the Auditor-General's Auditing Standards, which incorporate the New Zealand Auditing Standards.

We planned and performed the audit to obtain all the information and explanations we considered necessary in order to obtain reasonable assurance that the financial statements and performance information did not have material misstatements, whether caused by fraud or error.

Material misstatements are differences or omissions of amounts and disclosures that would affect a reader's overall understanding of the financial statements and performance information. If we had found material misstatements that were not corrected, we would have referred to them in our opinion.

The audit involved performing procedures to test the information presented in the financial statements and performance information. We assessed the results of those procedures in forming our opinion.

Audit procedures generally include:

- determining whether significant financial and management controls are working and can be relied on to produce complete and accurate data;
- verifying samples of transactions and account balances;
- performing analyses to identify anomalies in the reported data;
- reviewing significant estimates and judgements made by the Board of Trustees;



- confirming year-end balances;
- determining whether accounting policies are appropriate and consistently applied; and
- determining whether all required disclosures are adequate.

We did not examine every transaction, nor do we guarantee complete accuracy of the financial statements and performance information.

We evaluated the overall adequacy of the presentation of information in the financial statements and performance information. We obtained all the information and explanations we required to support our opinion above.

Responsibilities of the Trustees and the Auditor

The Board of Trustees is responsible for preparing the financial statements in accordance with generally accepted accounting practice in New Zealand. The financial statements must fairly reflect the financial position of the Trust as at 30 June 2010 and the results of its operations and cash flows for the year ended on that date. The Board of Trustees' is also responsible for preparing performance information that fairly reflects service performance achievements for the year ended 30 June 2010. The Board of Trustees' responsibilities arise from the Local Government Act 2002.

We are responsible for expressing an independent opinion on the financial statements and performance information and reporting that opinion to you. This responsibility arises from section 15 of the Public Audit Act 2001 and section 69 of the Local Government Act 2002.

Independence

When carrying out the audit we followed the independence requirements of the Auditor-General, which incorporate the independence requirements of the New Zealand Institute of Chartered Accountants.

Other than the audit, we have no relationship with or interests in the Trust.

Alex Skinner
 KPMG
 On behalf of the Auditor-General
 Wellington, New Zealand

Matters relating to the electronic presentation of the audited financial statements and performance information

This audit report relates to the financial statements and performance information of Wellington Museums Trust Incorporated ("the Trust") for the year ended 30 June 2010 included on the Trust's website. The Trust's Board of Trustees is responsible for the maintenance and integrity of the Trust's website. We have not been engaged to report on the integrity of the Trust's website. We accept no responsibility for any changes that may have occurred to the financial statements and performance information since they were initially presented on the website.

The audit report refers only to the financial statements and performance information named above. It does not provide an opinion on any other information which may have been hyperlinked to or from the financial statements and performance information. If readers of this report are concerned with the inherent risks arising from electronic data communication they should refer to the published hard copy of the audited financial statements and performance information and the related audit report dated 18 August 2010 to confirm the information included in the audited financial statements and performance information presented on this website.

Legislation in New Zealand governing the preparation and dissemination of financial information may differ from legislation in other jurisdictions.

1.0 Collection and knowledge management

Heritage collections in the care of the Trust are professionally managed and contribute to our understanding of Wellington and its history, art and creativity.

Measures 2009-10	Status at 30.06.10
1.1 Collections Plan developed for the planning period inclusive of collection review targets.	Achieved The Collections Plan was approved by the Board in July 2009.
1.2 The cataloguing of all objects is completed by 30 June 2010. ¹	2,296 objects have been catalogued this year and all remaining objects will be catalogued by 31 December 2010.
1.3 At least 2,000 photographs are fully catalogued per year.	Achieved 2,795 photographs have been fully catalogued.
1.4 Research plan developed and implemented.	A research and collections access plan 2010-12 has been prepared.
1.5 Collection access strategy developed and implemented to include specific targets for physical and virtual collection access.	A research and collections access plan 2010-12 has been prepared.
1.6 The Plimmer's Ark conservation project continued in accordance with Council decision.	Achieved The conservation project continues and steps have been taken to implement the decision to reduce the project to the conservation of the stern timbers only.
1.7 Relocation/disposal plan for Plimmer's Ark recovered timbers approved by 30 June 2010.	Delayed due to funding reprioritising.

¹The total number of items in the collection is estimated at 69,000 including approximately 20,000 objects.

2.0 Visitor experiences

Visitor experiences support the Trust's reputation for excellence and are engaging, entertaining and relevant to the people of Wellington. They provide new and diverse ways for residents and visitors to explore and understand arts, culture, heritage and Wellington.

Measures 2009-10	Status at 30.06.10
2.1 City Gallery Wellington is fully operational by 1 October 2009.	Achieved The Gallery was officially opened by the Mayor of Wellington on 26 September 2009.
2.2 The Gallery's programme achieves public and critical acclaim as evidenced through audience data and published articles.	Achieved 108 articles were published, audience data follows.
2.3 Conceptual framework for Museum of Wellington's visitor experience reviewed.	Achieved Review report was considered by the Board on 9 June 2010.
2.4 The Museum of Wellington's programme achieves public and critical acclaim as evidenced through audience data and published articles.	Achieved 30 articles were published, audience data follows.
2.5 Council engaged about the Capital E building.	Achieved Council is aware of the Capital E building issues.
2.6 Capital E concept reviewed.	Further analysis of the building and audience feedback is being sought prior to completing the review.
2.7 At least 588,400 visits are achieved to Trust institutions.	Achieved 629,697 (538,950 achieved in 2008-09)
	annual target as at 30.06.10
	City Gallery 180,000 174,995
	Museum of Wellington City & Sea 90,000 99,663
	Capital E 90,000 95,734
	Cable Car Museum 224,400 253,608
	Colonial Cottage Museum 2,000 2,788
	NZ Cricket Museum 2,000 2,909
2.8 At least 10 new temporary exhibitions presented.	Achieved 32 temporary exhibitions were presented. (36 temporary exhibitions were presented in 2008-09) See Table 1 on page 27 for detail.
2.9 At least 3 exhibition segmental changes will be achieved	Achieved - 4 segmental changes were made to permanent exhibitions. <ul style="list-style-type: none"> • Boer War (segment in <i>Telling Tales</i>) • Colonial Cottage garden interpretation • Wellington Historical & Early Settlers' Association Gallery re-development • 3 collection changes within <i>Telling Tales</i>

2.0 continued overleaf >

Measures 2009-10		Status at 30.06.10	
2.10	At least 33,000 visitors enjoy events annually ² .	Achieved	47,991
		annual target	as at 30.06.10
	City Gallery	4,500	7,247
	Museum of Wellington City & Sea	3,000	7,016
	Capital E	25,000	33,024
	Cable Car Museum	250	259
	Colonial Cottage Museum	250	445
2.11	At least 4 theatre productions are presented each year.	Achieved	Four theatre productions were presented by the Capital E National Theatre for Children:
			<ul style="list-style-type: none"> • <i>Stealing Games</i> • <i>SEASONS</i> • <i>Farm at the End of the Road</i> • <i>Tale of a Dog</i>
2.12	At least 10 exhibitions/theatre productions are toured nationally and internationally each year.		Four theatre productions were presented by the Capital E National Theatre for Children and one exhibition was toured to three venues by the Museum of Wellington:
			<ul style="list-style-type: none"> • <i>Tale of a Dog</i> at Tauranga Arts Festival, Expressions Upper Hutt and the Nelson Arts Festival. • <i>Stealing Games</i> at The Edge Auckland and as a national tour. • <i>SEASONS</i> national tour. • <i>Farm at the End of the Road</i> national tour • <i>War in Paradise</i> at Auckland Museum, Rotorua Museum and Te Manawa, Palmerston North.
2.13	20% repeat visitation is achieved	Achieved	39% average
			<ul style="list-style-type: none"> • Museum of Wellington 21% • Cable Car Museum 31% • Colonial Cottage 42% • City Gallery 34% • Capital E 67%
2.14	90% of visitors to all Trust institutions rate their experience as good or very good.	Achieved	94% average
			<ul style="list-style-type: none"> • Museum of Wellington 96% • Cable Car Museum 91% • Colonial Cottage 97% • City Gallery 87% • Capital E 97%

2.0 continued opposite >

²In 2008-09 this was measured in terms of the number of events held rather than the visitors attending events

Measures 2009-10		Status at 30.06.10	
2.15	85% of residents are aware of City Gallery Wellington; Museum of Wellington; Capital E and the Cable Car Museum.	Achieved	87% average
			<ul style="list-style-type: none"> • Museum of Wellington 87% • Cable Car Museum 89% • City Gallery 87% • Capital E 84%
2.16	Develop one new charged-for visitor experience targeting the tourism market per annum.	Achieved	Three new tourism visitor experience products have been developed and presented by Museums Wellington:
			<ul style="list-style-type: none"> • Shopping Tour • Māori Experience • Art Tour Experience
2.17	Develop at least one new cross-institutional annual signature event that celebrates Wellington.	Achieved	Two new cross-institutional events were developed and presented:
			<ul style="list-style-type: none"> • Cable Car Museum / Colonial Cottage: Wellington Anniversary Day celebration. • Capital E / Museum of Wellington in conjunction with Summer City: Anniversary Day Waterfront Scavenger Hunt
2.18	At least 21 scholarly articles and/or catalogues are published.		Nine scholarly articles were published:
			<ul style="list-style-type: none"> • <i>Make Way: Regan Gentry</i> by Abby Cunnane • <i>Ngaahina Hohaia</i> by Reuben Friend • <i>Following the Blue Ribbon: recent work by Gerda Leenards</i> by Abby Cunnane • <i>Bill Toomath</i> by Abby Cunnane • <i>Urban Kainga</i> by Reuben Friend • <i>Further Convictions Pending</i> by Abby Cunnane • <i>Janet Cardiff</i> by Heather Galbraith & Gregory O'Brien • <i>Ready to Roll</i> by Heather Galbraith, Abby Cunnane & Aaron Lister • <i>Vessels</i> by Brett Mason
2.19	Sales targets of books/catalogues achieved.		363 <i>Yayoi Kusama: Mirrored Years</i> catalogues sold at City Gallery Wellington (90% of target for this catalogue).
2.20	At least 29,200 students attend curriculum-aligned education programmes at Trust institutions.	Achieved	55,076 students attended programmes and workshops (51,599 achieved in 2008-09)
			<ul style="list-style-type: none"> • Capital E 40,575 • City Gallery 5,534 • Museum of Wellington 5,748 • Cable Car Museum 2,409 • Colonial Cottage 810
2.21	Achieve agreed Trust benchmark measure.	Achieved	Staff engagement in vision assessed through annual survey.

3.0 Partnership and relationship management

The Trust's profile and Wellington's standing as arts and cultural capital are maintained and enhanced through effective partnerships and relationships.

	Measures 2009-10	Status at 30.06.10
3.1	Relationship Health benchmark target set and achieved in respect of all critical stakeholder relationships.	Relationship health to be assessed through stakeholder survey.
3.2	Relationship Health benchmark target set and achieved in respect of all critical professional partnerships.	Relationship health to be assessed through professional partnerships survey.
3.3	Review the agreement between the Trust and the New Zealand Cricket Museum.	Achieved Review report considered by the Board on 9 June 2010.
3.4	Reach agreement with Council regarding the governance and management of the Carter Observatory.	Achieved Memorandum of Understanding between Wellington City Council and the Trust signed in April 2010.
3.5	Membership of Trust institutions' friends and supporters is 700.	596 Friends memberships achieved.
		annual target as at 30.06.10
	City Gallery	300 202
	Museum of Wellington City & Sea	400 394
3.6	Friends group for Museums Wellington launched in November 2009	Delayed Launch planned for August 2010

4.0 Financial sustainability

The Trust is financially sustainable and operates efficiently, providing value for money in all activities.

	Measures 2009-10	Status at 30.06.10
4.1	Increased baseline Council funding achieved.	Achieved The Trust's base line funding has been increased as part of the Wellington City Council's 2009-19 Long-term Council Community Plan.
4.2	Approximately 30% of total revenue is from non-Council sources (excluding Council rental grant).	Achieved 31% of the Trust's revenue (excluding Council rental grant) is from non Council sources.
4.3	To continue to engage Council on the importance of a mechanism to adjust the Trust's Council funding for inflation.	The Trust's concerns regarding the impact of inflation on its financial position have been communicated to the Council.
4.4	The Council subsidy does not exceed \$12.00 per visit.	Achieved Current subsidy is \$10.85

5.0 Organisation

The Trust is a high performing organisation and meets its good- employer obligations.

	Measures 2009-10	Status at 30.06.10
5.1	Benchmark system implemented for all permanent and contract staff.	Achieved Staff vision survey and performance management system implemented.
5.2	Staff retention of 90%	86% permanent staff retention.
5.3	All Human Resources policies reviewed, approved and implemented by 30 June 2012.	Achieved 2009-10 review plan achieved.
5.4	Personnel costs do not exceed 50% of total operating expenditure.	Achieved Personnel costs represent 39% of total operating expenditure (37% in 2008-09)

6.0 Environmental and social sustainability

The Trust is socially and environmentally responsible.

	Measures 2009-10	Status at 30.06.10
6.1	90% of all waste is recycled or reused at Trust buildings.	Achieved
6.2	50% of staff walk, cycle or use public transport to get to and from work.	Achieved 65% as assessed through staff survey.



Table 1: Temporary Exhibitions

City Gallery Wellington	Capital E
1. <i>Yayoi Kusama: Mirrored Years</i>	20. <i>Storylines</i>
2. <i>Janet Cardiff: Forty Part Motet</i>	21. <i>Seasons collage art works</i> from Mt Cook School
3. <i>Trans-Form: The Abstract Art of Milan Mrkusich</i>	22. <i>Painted hubcaps/recycling</i> from Rangikura school
4. <i>Seraphine Pick</i>	23. <i>2009 Photography Retrospective of Capital E shows and events</i>
5. <i>Ready to Roll</i>	24. <i>Mixed Media Portraits</i> from Hataitai School
6. <i>John Pule: Hauaga (Arrivals)</i>	25. <i>Toi Maori Kowhaiwhai Education programme</i> from City Gallery
7. <i>Make Way: Regan Gentry</i>	26. <i>Matariki Outreach Programme</i>
8. <i>Ngaahina Hohaia</i>	
9. <i>Following the Blue Ribbon: recent work by Gerda Leenards</i>	
10. <i>Bill Toomath</i>	
11. <i>Urban Kainga</i>	Museum of Wellington
12. <i>Further Convictions Pending</i>	27. <i>Audible Identities</i>
13. <i>Community Garden</i>	28. <i>10 Years in Wonderland</i>
14. <i>Leilani Kake: Tino Rangatira Tanga</i>	29. <i>Vessels</i>
15. <i>WCC Collection Hang # 1</i>	30. <i>Survivor Art</i>
16. <i>Art in the Auditorium: Lars Laumann</i>	31. <i>The Making of Word Witch</i>
17. <i>Art in the Auditorium: Charly Nijensohn</i>	32. <i>Farmer Fred's Cow</i>
18. <i>Art in the Auditorium: Aida Ruilova</i>	
19. <i>Art in the Auditorium: Ursula Meyer</i>	
In addition the City Gallery presented 13 video screenings in Square ²	

Statement of financial position

as at 30 June 2010
in New Zealand dollars

	Note	2010	2009
Assets			
Property, plant and equipment	8	2,326,204	2,420,532
Collection and artefacts	9	2,335,967	2,333,541
Intangible assets	10	19,176	19,264
Total non-current assets		4,681,347	4,773,337
Inventories		105,546	146,719
Trade and other receivables	11	238,895	330,197
Cash and cash equivalents	12	361,746	254,290
Total current assets		706,187	731,206
Total assets		5,387,534	5,504,543
Equity			
Reserves	13	2,160,986	2,158,686
Retained earnings	13	2,175,739	2,430,669
Total equity		4,336,725	4,589,355
Liabilities			
Interest-bearing loans	14	-	13,004
Employee benefits	15	93,567	82,620
Total non-current liabilities		93,567	95,624
Trade and other payables	16	738,604	526,280
Interest-bearing loans	14	8,497	115,927
Employee benefits	15	210,142	177,357
Total current liabilities		957,243	819,564
Total liabilities		1,050,810	915,188
Total equity and liabilities		5,387,534	5,504,543


Trustee
dated 18 August 2010

Trustee
dated 18 August 2010

Statement of comprehensive income

for the year ended 30 June 2010
in New Zealand dollars

	Note	2010	2009
Revenue	4	8,923,972	7,993,912
Other operating income	4	241,139	244,358
Total operating income		9,165,111	8,238,270
Personnel expenses	6	(3,714,316)	(3,057,307)
Depreciation and amortisation expenses	8,10	(359,599)	(395,264)
Other operating expenses	5	(5,392,454)	(4,904,855)
Total operating expenses		(9,466,369)	(8,357,426)
Operating deficit before finance income		(301,258)	(119,156)
Finance income	7	54,069	81,624
Finance expenses	7	(5,441)	(15,086)
Net finance income	7	48,628	66,538
(Deficit) for the period		(252,630)	(52,618)
Total comprehensive income for the period		(252,630)	(52,618)

Statement of changes in equity

for the year ended 30 June 2010
in New Zealand dollars

		2010	2009
Balance at 1 July 2009	13	4,589,355	4,641,973
Deficit for the period		(252,630)	(52,618)
Total comprehensive (income) for the period		(252,630)	(52,618)
Balance at 30 June 2010	13	4,336,725	4,589,355

Statement of cash flows

as at 30 June 2010
in New Zealand dollars

	Note	2010	2009
Cash flows from Operating Activities			
Cash was provided from:			
Receipts from customers		2,330,642	1,960,252
Receipts from related parties		6,882,346	6,337,526
Interest received	7	54,069	81,624
		9,267,057	8,379,402
Cash was applied to:			
Payments to suppliers and employees		(6,812,696)	(6,427,031)
Payments to related parties	7	(1,945,617)	(1,600,732)
Interest paid		(5,441)	(15,086)
Net GST received/(paid)		(7,804)	5,183
		(8,771,558)	(8,037,666)
Net cash inflow from Operating Activities	20	495,499	341,736
Cash flows from Investing Activities			
Cash was applied to:			
Purchase of property, plant and equipment		(267,609)	(102,251)
Net cash outflow from Investing Activities		(267,609)	(102,251)
Cash flows from Financing Activities			
Cash was applied to:			
Term loan & hire purchase repayments		(120,434)	(111,563)
Net cash outflow from Financing Activities		(120,434)	(111,563)
Net increase/(decrease) in cash and cash equivalents		107,456	127,922
Cash and cash equivalents at 1 July 2009		254,290	126,368
Cash and cash equivalents at 30 June 2010	12	361,746	254,290

Notes to the financial statements

Significant accounting policies

1) Reporting entity

The Wellington Museums Trust Incorporated (the Trust) is registered as a Charitable entity under the Charities Act 2005 and domiciled in New Zealand. It is a Council Controlled Organisation (CCO) in terms of the Local Government Act 2002.

The financial statements of the Trust include the activities of the following business units - the Wellington Museums Trust, the Museum of Wellington City & Sea, City Gallery Wellington, Capital E, the Colonial Cottage Museum, the Wellington Cable Car Museum and the Carter Observatory as from 1 June 2010.

The principal activity of the Trust is to manage the Trust Institutions and to operate them for the benefit of the residents of Wellington and the public generally.

The financial statements of the Trust are for the year ended 30 June 2010. The financial statements were authorised for issue by the Trustees on 18 August 2010.

2) Basis of preparation

a) Statement of compliance and basis of preparation

The financial statements have been prepared in accordance with Generally Accepted Accounting Practice in New Zealand (NZ GAAP), applying the Framework for Differential Reporting for entities adopting the New Zealand equivalents to International Financial Reporting Standards, and its interpretations (NZ IFRS). The Trust is a public benefit entity, as defined under NZ IAS 1.

The Trust qualifies for differential reporting exemptions as it has no public accountability and the Trust is small in terms of the size criteria specified in Framework for Differential Reporting. All available reporting exemptions allowed under the Framework for Differential Reporting have been adopted, except for NZ IAS 7, Cash flow Statements.

b) Basis of measurement

The financial statements are prepared on the historical cost basis.

c) Presentation currency

These financial statements are presented in New Zealand dollars (\$).

d) Changes in accounting policy

NZ IAS 1 Presentation of Financial Statement (revised) ('NZ IAS 1') became effective for the trust for the year ended 30 June 2010.

In accordance with NZ IAS 1 a 'statement of comprehensive income' has been disclosed showing net profit or loss and revenue and expenses recognised directly in other comprehensive income.

These amendments are concerned with disclosures only and have not had a material impact on the financial results or position of the trust.

3) Significant accounting policies

The accounting policies set out below have been applied consistently to all periods presented in these financial statements.

a) Property, plant and equipment

Items of property, plant and equipment are stated at cost, less accumulated depreciation and impairment losses.

(i) Subsequent costs

Subsequent costs are added to the carrying amount of an item of property, plant and equipment when that cost is incurred if it is probable that the future economic benefits embodied with the item will flow to the Trust and the cost of the item can be measured reliably. All other costs are recognised in surplus/ (deficit) as an expense as incurred.

(ii) Depreciation

Depreciation is charged to surplus/ (deficit) using the straight line method. Depreciation is set at rates that will write off the cost or fair value of the assets, less their estimated residual values, over their useful lives. The estimated useful lives of major classes of assets and resulting rates are as follows:

- Computer equipment 33% SL
- Office and equipment 25% SL
- Motor vehicles 20% SL
- Building Fittings 5%-25% SL
- Collections & artefacts Not depreciated

The residual value of assets is reassessed annually.

b) Collections and artefacts

Collections and artefacts are carried at cost. A substantial amount of the collections were acquired on 29 February 1996 from the Wellington Maritime Museum Trust. All subsequent purchases are recorded at cost. Because the useful life of the collections and artefacts is indeterminate they are not depreciated. They are periodically reviewed for impairment. The Trustees obtained a valuation on specific items to support the carrying value at 30 June 2010. The Trustees reconfirmed that the carrying value at 30 June 2010 is appropriate and that no impairment event has occurred.

c) Intangible assets

Computer software

Software applications that are acquired by the Trust are stated at cost less accumulated amortisation and impairment losses.

Amortisation is recognised in surplus/(deficit) on a straight-line basis over the estimated useful lives of intangible assets, from the date that they are available for use. The estimated useful lives for the current and comparative periods are as follows:

- Computer software 33% SL

d) Trade and other receivables

Trade and other receivables are measured at their cost less impairment losses.

e) Inventories

Inventories (merchandise) are stated at the lower of cost and net realisable value. Net realisable value is the estimated selling price in the ordinary course of business, less the estimated costs of completion and selling expenses.

Cost is based on the first-in first-out principle and includes

expenditure incurred in acquiring the inventories and bringing them to their existing location and condition.

f) Cash and cash equivalents

Cash and cash equivalents comprise cash balances and call deposits.

g) Impairment

The carrying amounts of the Trust's assets other than inventories are reviewed at each balance date to determine whether there is any indication of impairment. If any such indication exists, the assets recoverable amount is estimated.

An impairment loss is recognised whenever the carrying amount of an asset exceeds its recoverable amount.

Impairment losses directly reduce the carrying amount of assets and are recognised in surplus/ (deficit).

Estimated recoverable amount of other assets, e.g. property, plant and equipment and intangible asset, is the greater of their fair value less costs to sell and value in use. Value in use is determined by estimating future cash flows from the use and ultimate disposal of the asset and discounting these to their present value using a pre-tax discount rate that reflects current market rates and the risks specific to the asset. For an asset that does not generate largely independent cash inflows, the recoverable amount is determined for the cash-generating unit to which the asset belongs.

h) Interest-bearing loans

Interest-bearing loans are recognised initially at fair value less attributable transaction costs.

i) Employee benefits

Long service leave

The Trust's net obligation in respect of long service leave is the amount of future benefit that employees have earned in return for their service in the current and prior periods. The obligation is calculated using the projected unit credit method and is discounted to its present value. The discount rate is the market yield on relevant New Zealand government bonds at the Balance Sheet date.

j) Provisions

A provision is recognised when the Trust has a present legal or constructive obligation as a result of a past event, and it is probable that an outflow of economic benefits will be required to settle the obligation. If the effect is material, provisions are determined by discounting the expected future cash flows at a pre-tax discount rate that reflects current market rates and, where appropriate, the risks specific to the liability.

k) Trade and other payables

Trade and other payables are stated at cost.

l) Revenue

(i) Grant funding

The Trust's activities are supported by grants, sponsorship and donations. Grants received that are subject to conditions are initially recognised as a liability and revenue is recognised only when the services are performed or conditions are fulfilled.

(ii) Services provided

Revenue from services rendered is recognised in profit or loss in proportion to the stage of completion of the

transaction at the reporting date. Income is recognised as the service is provided (e.g. exhibition run). Where exhibitions are not scheduled to run until the following fiscal year, revenue is deferred and amortised to income throughout the period of the exhibition.

(iii) Sale of merchandise

Revenue from the sale of merchandise is recognised in surplus/ (deficit) when the significant risks and rewards of ownership have been transferred to the buyer. No revenue is recognised if there are significant uncertainties regarding recovery of the consideration due, associated costs or the possible return of the merchandise, or where there is continuing management involvement with the merchandise.

m) Expenses

(i) Operating lease payments

Payments made under operating leases are recognised in surplus/ (deficit) on a straight-line basis over the term of the lease. Lease incentives received are recognised in surplus/ (deficit) over the lease term as an integral part of the total lease expense.

(ii) Finance income and expenses

Finance income comprises interest income. Interest income is recognised as it accrues, using the effective interest method.

Finance expenses comprise interest expense on borrowings. All borrowing costs are recognised in surplus/ (deficit) using the effective interest method.

n) Availability of future funding

The Trust is reliant on the Wellington City Council for a large part of its income and operates under a Funding Deed with the Council. The Funding Deed is for a period of three years and is extended annually for a further year subsequent to the initial 3 year term.

If the Trust were unable to continue in operational existence for the foreseeable future, adjustments may have to be made to reflect the fact that assets may need to be realised other than at the amounts stated in the balance sheet. In addition, the Trust may have to provide for further liabilities that might arise, and to reclassify property, plant and equipment as current assets.

o) Income tax

The Trust is registered as a Charitable Trust and is exempt from income tax. The Trust is not exempt from indirect tax legislation such as Goods and Services Tax, Fringe Benefit Tax, PAYE or ACC and accordingly it is required to comply with these regulations.

p) Goods and services tax

All amounts are shown exclusive of Goods and Services Tax (GST), except for receivables and payables that are stated inclusive of GST.

Notes to the financial statements

in New Zealand dollars

	Note	2010	2009
4 Revenue and other operating income			
Wellington City Council operational grant		5,091,304	4,800,000
Wellington City Council rental grant		1,743,232	1,472,075
Ministry of Education contracts for service		215,867	168,889
Creative New Zealand grants		360,950	396,850
Other grants, sponsorship & donations	22	119,305	122,945
Admissions income & sales		1,331,786	970,782
Facility hire		61,528	62,371
Total revenue		8,923,972	7,993,912
Sub-lease income		115,204	107,977
Other income		125,935	136,381
Total other operating income		241,139	244,358
		9,165,111	8,238,270
5 Other operating expenses			
Exhibitions & programmes		1,777,948	1,762,195
Rent paid		1,817,892	1,553,170
Marketing & promotions		554,076	456,847
Occupancy costs (excluding rent)		608,266	531,701
Other administration expenses		135,628	160,206
Communication costs		125,464	96,256
Trustee fees & expenses		107,180	91,809
Technology costs		170,572	149,861
Professional fees		60,177	55,559
Auditors' remuneration		35,251	35,251
Fees paid to auditor for other services		-	12,000
		5,392,454	4,904,855
6 Personnel expenses			
Wages and salaries		3,703,369	3,057,307
Increase/(decrease) in liability for long-service leave		10,947	-
		3,714,316	3,057,307
7 Net finance costs			
Interest income on bank deposits		54,069	81,624
Finance income		54,069	81,624
Interest expense on bank loan		(5,441)	(15,086)
Finance expenses		(5,441)	(15,086)
Net finance income		48,628	66,538

Notes to the financial statements

in New Zealand dollars

8 Property, Plant and Equipment					
	Computer equipment	Office & equipment	Motor vehicles	Building fittings	Total
Balance at 30 June 2010					
Cost	73,632	726,107	61,282	2,575,482	3,436,503
Accumulated depreciation	50,941	437,455	27,554	594,349	1,110,299
Carrying value	22,691	288,652	33,728	1,981,133	2,326,204
Current year depreciation	12,202	119,021	12,250	201,238	344,711
Balance at 30 June 2009					
Cost	53,001	621,917	61,282	2,449,920	3,186,120
Accumulated depreciation	38,739	318,434	15,304	393,111	765,588
Carrying value	14,262	303,483	45,978	2,056,809	2,420,532
Current year depreciation	14,791	144,756	12,250	200,658	372,455
Balance at 1 July 2008					
Cost	211,976	1,570,225	84,616	3,937,047	5,803,864
Accumulated depreciation	193,021	1,214,647	26,388	1,684,178	3,118,234
Carrying value	18,955	355,578	58,228	2,252,869	2,685,630

9 Collection and Artefacts	2010	2009
Opening balance	2,333,541	2,333,423
Additions	2,426	118
Disposals	-	-
Closing balance	2,335,967	2,333,541

Restriction over Title to Assets

As stated in the Transfer of Assets Agreement, the Trustees of the Wellington Museums Trust are unable to part with possession of Unclassified Assets without the consent of the Wellington City Council. Unclassified Assets are defined as those items within the Collection and Artefacts that were obtained by the Wellington Harbour Board or the Wellington Maritime Museum Trust between 26 April 1972 and 2 February 1996.

Notes to the financial statements

in New Zealand dollars

10 Intangible asset	
	Computer software
Balance at 30 June 2010	
Cost	85,516
Accumulated amortisation	66,340
Carrying value	19,176
Current year amortisation	14,888
Balance at 30 June 2009	
Cost	70,716
Accumulated amortisation	51,452
Carrying value	19,264
Current year amortisation	22,809
Balance at 1 July 2008	
Cost	249,057
Accumulated amortisation	201,760
Carrying value	47,297

11 Trade and other receivables	2010	2009
Accounts receivable	156,516	78,679
Receivables from related parties	19,303	145,238
Prepayments	49,289	100,518
Sundry receivables	221	-
GST receivable	13,566	5,762
	238,895	330,197

12 Cash and cash equivalents	2010	2009
Bank balances	11,035	2,288
Call deposits	350,711	252,002
	361,746	254,290

Notes to the financial statements

in New Zealand dollars

	Capital Reserve	Colonial Cottage Museum Collection Reserve	Museum of Wellington City & Sea Collection Reserve	Retained earnings	Total equity
13 Equity and reserves					
Reconciliation of movement in equity and reserves					
Balance at 1 July 2008	2,122,962	23,895	9,834	2,485,282	4,641,973
(Deficit) for the period				(52,618)	(52,618)
Transferred to Museum of Wellington City & Sea Collection Reserve			1,995	(1,995)	
Balance at 30 June 2009	2,122,962	23,895	11,829	2,430,669	4,589,355
Balance at 1 July 2009	2,122,962	23,895	11,829	2,430,669	4,589,355
(Deficit) for the period				(252,630)	(252,630)
Transferred to Museum of Wellington City & Sea Collection Reserve			2,300	(2,300)	
Balance at 30 June 2010	2,122,962	23,895	14,129	2,175,739	4,336,725

Capital Reserve

The Capital Reserve was established on 29 February 1996 on the transfer from the Wellington Maritime Museums Trust of their collection and artifacts, cash and other sundry office equipment of the Wellington Maritime Museum.

Colonial Cottage Museum Collection Reserve

During the year ended 30 June 2003 The Colonial Cottage Friends Society wound up the society and donated the remaining funds (\$11,948) to the Wellington Museums Trust for the purpose of establishing a collection fund for the Colonial Cottage Museum. The Trust agreed to transfer this and a similar amount to the fund.

Museum of Wellington City & Sea Collection Reserve

During the year ended 30 June 2005 the Trustees decided to place all donations received from the Museum Foundation membership into a collection reserve for future museum acquisitions. A total of \$2,300 was received by way of donations from members during the year ended 30 June 2010 (2009: \$1,995).

Notes to the financial statements

in New Zealand dollars

	2010	2009
14 Interest-bearing loans		
Non-current		
Bank term loan	-	13,004
	-	13,004
Current		
Current portion of bank term loan	8,497	95,014
Current portion of hire purchase loan	-	20,913
	8,497	115,927
The term loan with the National Bank of New Zealand was taken out on 8 July 2000 for a period of ten years. The current interest rate is 5.21% and is reviewed quarterly based on the 90 day commercial bill rate. The loan was repaid on 7 July 2010.		
The hire purchase loan was taken out on 28 March 2008 to purchase a van for the Capital E National Theatre for Children touring. The loan is over 2 years and was payable in 2 equal installments. The Loan was repaid during the year ended 30 June 2010.		
15 Employee benefits		
Current		
Payroll accruals	54,886	43,211
Liability for holiday pay	155,256	134,146
	210,142	177,357
Non-current		
Liability for long-service leave	93,567	82,620
	93,567	82,620
	303,709	259,977
16 Trade and other payables		
Trade payables	253,926	200,925
Payables to related parties	34,646	21,582
Revenue in advance	183,221	104,580
ACC premiums	16,477	13,755
Non-trade payables and accrued expenses	250,334	185,438
	738,604	526,280

Notes to the financial statements

in New Zealand dollars

	2010	2009
17 Operating leases		
Leases as lessee		
<i>Non-cancelable operating lease rentals are payable as follows:</i>		
Less than one year	1,885,277	1,718,366
Between one and five years	293,769	1,744,011
More than five years	-	-
	2,179,046	3,462,377

On 8 June 1999, the Wellington Museums Trust signed a 12 year lease agreement with a further 12 year right of renewal with the Wellington City Council for the rental of the Bond Store premises.

The current and non-current lease commitments under this agreement are for \$643,339 (2009: \$578,050) and \$nil (2009: \$529,879) respectively. Under the Funding Deed between the Wellington Museums Trust and the Wellington City Council, the Trust is reimbursed for these costs.

On 4 August 2005, the Wellington Museums Trust signed a 3 year lease agreement with three 3 year right of renewals with the Wellington City Council for the rental of the City Gallery and Capital E premises in Civic Square. The first right of renewal was taken up on 4 August 2008. The current and non-current commitments under this agreement are for \$1,067,154 (2009: \$1,052,727) and \$88,929 (2009: \$1,156,084) respectively. Under the Funding Deed between the Wellington Museums Trust and the Wellington City Council, the Trust is reimbursed for these costs.

Two of the leased properties have been sublet by the Trust. The lease and sublease expire in 7 June 2011 in the case of the Bond Store and 4 August 2011 for the Civic Square properties. Sublease payments of \$142,250 are expected to be received during the year ending 30 June 2011.

During the year ended 30 June 2010, \$1,865,566 was recognised as an expense in the Surplus/ (deficit) in respect of operating leases (2009: \$1,565,758). \$115,204 was recognised as income in the Surplus/ (deficit) in respect of sub-leases (2009: \$107,977).

18 Capital commitments

As at 30 June 2010, there are no capital commitments (2009: \$nil), which have not been accounted for.

19 Contingencies

There are no material contingent liabilities at balance date (2009: \$nil)

20 Reconciliation of Operating Surplus to Net Cash Flows from Operating Activities

Operating (Deficit) for the Year	(252,630)	(52,618)
<i>Adjustments:</i>		
Add Non-Cash Items:		
Depreciation and amortisation expense	359,599	395,264
Movements in Working Capital:		
Decrease/(Increase) in Other Current Assets	132,475	78,276
(Decrease)/Increase in Trade Creditors	66,066	(2,894)
(Decrease)/Increase in Accruals and Provisions	189,989	(76,292)
Net Cash Inflow from Operating Activities	495,499	341,736

Notes to the financial statements

in New Zealand dollars

21 Related parties

(i) Identity of related parties

The Trust is not related to the Wellington City Council (Council) by shareholding. The Trust was established by, and is reliant upon, the Council for a large part of its income which indicates sufficient reliance on the Wellington City Council, by the Trust, for a related party relationship to exist. Additionally, the Council consolidates the financial results of the Trust for its own reporting purposes.

The Trust operates under a Funding Deed with the Council which requires the Trust to deliver museum services in accordance with the provisions of the Trust Deed, the Funding Deed and the Statement of Intent, agreed with Wellington City Council on an annual basis.

The Funding Deed was for a period of three years and is extended annually for a further year subsequent to the initial 3 year term. The rental grant is paid back to the Wellington City Council as rent on properties owned by the Wellington City Council and occupied by the Museum of Wellington City & Sea, Capital E and the City Gallery Wellington.

(ii) Related party transactions

During the year, the Trust entered into related party transactions of the following nature:

	<i>transaction value</i>		<i>balance outstanding</i>	
	<i>year ended</i>		<i>as at 30 June</i>	
	2010	2009	2010	2009
Receipts				
Wellington City Council - operational grant	5,091,304	4,800,000	-	-
Wellington City Council - rental grant	1,743,232	1,472,075	-	138,007
Wellington City Council - miscellaneous	47,810	65,452	19,303	7,231
Payments				
Wellington City Council - rental	1,743,232	1,472,075	-	-
Wellington City Council - miscellaneous	202,385	128,657	34,646	21,582

(iii) Remuneration of key management personnel

Total remuneration is included in "personnel" expenses (see note 6).

	2010	2009
Trustees	107,180	91,809
Executive officers	491,966	475,672
	599,146	567,481

Notes to the financial statements

in New Zealand dollars

	2010	2009
22 Other grants, sponsorship and donations		
<i>The following other grants, sponsorships and donations were received during the year 2010.</i>		
Capital E		
Asia 2000 Foundation of NZ	1,236	4,157
Booker Spalding Ltd	6,500	9,000
The Community Trust of Wellington	-	10,000
Wellington City Council	9,500	16,178
Xero Limited	-	2,450
Lion Foundation	-	20,000
The Otago Community Trust	5,326	-
The Community Trust of Canterbury	6,000	-
The Community Trust of Southland	7,020	2,249
Trust House Charitable Trust	7,500	5,050
Mana Community Grants Foundation	-	5,000
Hutt Mana Charitable Trust	-	3,000
Bill Brown Trust	-	2,500
Eastern & Central Community Trust	4,000	4,000
TSB Community Trust	-	1,981
Downstage Theatre Trust	-	600
Pelorus Trust	-	2,000
ASB Community Trust	20,000	-
Sundry	2,511	8,664
City Gallery Wellington		
Wellington City Council	10,000	17,000
The Warren Trust	2,800	-
The Japan Foundation	15,482	-
Asia 2000 Foundation of NZ	-	7,000
Hawkins Construction	11,145	-
Accent Architects	500	-
BECA AMEC	500	-
Spencer Holmes Limited	500	-
Museum of Wellington City & Sea		
Ministry of Ethnic Affairs	6,625	-
Wellington City Council	2,000	-
Sundry	160	1,731
Wellington Cable Car Museum		
Sundry	-	385
Total other grants, sponsorship & donations	119,305	122,945
Other grants, sponsorships & donations for year included, 2010 \$nil (2009 \$57,637) relating to the biennial Capital E National Arts Festival.		

Notes to the financial statements

in New Zealand dollars

23 Carter Observatory
The Wellington City Council (Council) and the Trust have entered into a Memorandum of Understanding regarding the transfer of the Carter Observatory. This Memorandum of Understanding has the following effect:
<ul style="list-style-type: none"> The Council will transfer full management and control of the Carter Observatory to the Trust until 30 June 2012. During that period the Trust shall govern, manage and control the Carter Observatory just as if it were a Trust institution under the Trust Deed but subject to and with the benefit of the Memorandum of Understanding; The Trust will charge the Council a fee for the provision of governance and management services in relation to the Carter Observatory. The Council will provide grant funding of \$300,000 for the Carter Observatory in each of 2010-11 and 2011-12; The assets formerly owned by the Carter Observatory Board will be licensed to the Trust until 30 June 2012. The licence will be free of charge other than the cost associated with depreciation of these assets, and the Trust may deal with those assets under the licence just as if they were assets held by the Trust under the Trust Deed; The Council will grant the Trust a licence to occupy the Carter Observatory building until 30 June 2012. The Council will reimburse the Trust for charges payable under that licence; and The Trust is not responsible for any loss attributable to the operation of the Carter Observatory. On a quarterly basis, the Council will fund the Trust for any cash shortfall arising from the Carter Observatory during the previous three-month period.
As a result of this Memorandum of Understanding, the Trust has recognised the operations of Carter Observatory and the fee charged to the Council for the period 31 May 2010 to 30 June 2010 in the financial statements for the year ended 30 June 2010.
24 Subsequent event
There have been no significant events after balance date that have affected the accuracy of these financial statements.

Wellington Museums Trust Trustees are appointed by the Wellington City Council and are standard-bearers for the Trust's vision. They are responsible for setting the strategic direction for the Trust and approving the Statement of Intent and the Annual Business Plan. The Board monitors organisational performance, the organisation's ongoing viability and the maintenance of its competitiveness.

The Board delegates the day-to-day operation of the Trust to the Chief Executive, who reports to the Board.

The Board meets no fewer than nine times per year and has established two committees which review relevant matters prior to consideration by the full Board. These are the Audit & Finance Committee and the People Planning and Performance Committee. In addition, the Board will convene ad hoc working groups to consider specific issues, and guidance in specialist areas is also provided as appropriate.

Board committees

Audit & Finance Committee reviews the Draft Financial Plan and the Annual Accounts.

People Planning & Performance Committee assesses the Chief Executive's and senior management's performance, and provides guidance and support to the Chief Executive in people management.

Board membership and meeting attendance during 2009-10

<i>members</i>	<i>appointed</i>	<i>term expires</i>	<i>meetings eligible to attend</i>	<i>meetings attended</i>
Viv Beck <i>chair</i>	1 January 2005	31 December 2010	10	9
Peter Cullen	1 June 2007	31 December 2012	10	5
Quentin Hay	1 January 2007	31 December 2012	10	10
Rhonda Paku	1 January 2008	31 December 2010	10	9
Alick Shaw	1 July 2009	30 June 2012	10	10
Philip Shewell	1 January 2009	31 December 2011	10	9
Hayley Wain	1 November 2007	31 October 2010	10	8



The Big Halloween, Capital E

OUR SUPPORTERS

Wellington Museums Trust institutions enjoy support from a wide range of individuals and organisations through partnerships for exhibitions and public programmes; sponsorships, donations and grants; and Friends organisations and volunteers.

We gratefully acknowledge the support of the Wellington City Council – principal funder of the Trust; Creative New Zealand for its support of the Capital E National Theatre for Children and for one-off grants for relevant projects; the Ministry of Education for Learning Experiences Outside the Classroom (LEOTC) funding at Capital E, City Gallery Wellington and Museums Wellington. The Lottery Environment and Heritage Committee for major funding of \$473,600 to redevelop the City Gallery Wellington completed in September 2009.

• City Gallery Wellington

City Gallery Wellington Foundation's purpose includes providing financial support for exhibitions of international and national significance at the Gallery. Current Trustees are Alan Judge (Chair), Sarah Elliott, Jenny Fagg, Hon. Justice Lowell Goddard, James Hall, Paula Savage and Nigel Williams.

Honorary Life Benefactors: Russell Hancock Family, Michael Hirschfeld Family, Denis & Verna Adam and Dr Roderick & Gillian Deane.

Corporate Principal Benefactors: ANZ, Ernst & Young and designworks.

Corporate Benefactors: Assignment, the Chartwell Trust and Architecture+.

Corporate Patron: Seresin Estate.

Patrons: Nigel Williams & Rae-ann Sinclair, Hon Justice Lowell Goddard & Chris Hodson QC, Alan Judge & Catherine Shaw, James & Sarah Hall, Sarah Elliott & Mark Weldon, John Allen & Janie Pack, Paul & Sheryl Baines, Deborah & Peter Cutfield, Lloyd Morrison & Julie Nevett, Bill Patterson & Robyn Hopkins, Hugh Rennie QC & Penelope Ryder-Lewis, Gerald & Kate Parsonson, John & Donna Heginbotham, Ian Cassels & Caitlin Taylor, Simon Robinson & Angela Corn, Catherine Savage & Glenn Stewart, Stuart Gardyne & Janey Christopherson, Len & Pauline Cheeseman, Patrick & Susie Greene, David Teplitzky & Peggy Scott, Aloysius & Eileen Teh and Tony Kerridge & Martin Brown.

Exhibition Sponsors, Supporters and Patrons

Yayoi Kusama: Mirrored Years

Exhibition Partners: Organised by Museum Boijmans van Beuningen, Rotterdam, Netherlands with Kusama Studio Tokyo. Presented in Australia and New Zealand by City Gallery Wellington in partnership with the Museum of Contemporary Art, Sydney. The exhibition was curated by Jaap Guldmond (MBvB), Franck Gautherot and Seungduk Kim (Le Consortium), with additional artworks and installations added for Australia and New Zealand by Paula Savage (City Gallery Wellington) and Judith Blackall (Museum of Contemporary Art, Sydney).

Principal Sponsor: Ernst & Young through the City Gallery Wellington Foundation.

Other Sponsors: the Japan Foundation, Hawkins Construction Ltd, Asia New Zealand, Quality Hotel, 3M, Signsquad.

City Gallery's Festival Season 2010

Principal Sponsor: ANZ through the City Gallery Wellington Foundation.

Janet Cardiff: The Forty-Part Motet:

Produced courtesy of the artist, Janet Cardiff. Originally produced by Field Art Projects with the Arts Council of England, Canada House, the Salisbury Festival and Salisbury Cathedral Choir, BALTIC Gateshead, The New Art Gallery Walsall, and the NOW Festival Nottingham. Thanks to Bowers and Wilkins Speakers UK.

S raphine Pick:

A Christchurch Art Gallery Te Puna o Waiwhetu touring exhibition sponsored by Ernst & Young.

Trans-form: The Abstract Art of Milan Mrkusich:

A Gus Fisher Gallery exhibition, in partnership with City Gallery Wellington.

John Pule: Hauaga (Arrivals)

Principal Sponsor: Ernst & Young through the City Gallery Wellington Foundation.

Ready to Roll supported by Resene.

Hirschfeld Gallery programme:

Make Way: Regan Gentry supported by Creative New Zealand.

Architect Bill Toomath: Liberating Everyday

Life supported by The Warren Trust, ClickSuite, Accent Architects, BECA and Spencer Holmes.

Community Garden supported by Massey University.

The Nita Gini Collection: Lauren Lysaght

supported by The Armstrong and Arthur Charitable Trust for Lesbians.

Public Programmes Sponsors, Supporters, Partners and Patrons

Chartwell Trust, Royal Society of New Zealand Marsden Fund, Victoria University School of Art History, Tawata Productions, Arts Access Aotearoa, Footnote Dance, The NewDowse, The Architecture Centre, The Adam Art Gallery, The New Zealand International Arts Festival, The Documentary Edge Film Festival, and Letting Space.



*Yayoi Kusama, Dots Obsession – Night 2009 (top)
Dots Obsession – Day 2009 (bottom)
City Gallery Wellington, New Zealand 2009.
Courtesy: Ota Fine Arts, Tokyo.
Copyright: Yayoi Kusama, Yayoi Kusama Studio*

• Museums Wellington

Museum of Wellington City & Sea Supporters

The Museum of Wellington City & Sea acknowledges the support of the Wellington Tenth's Trust Te Ati Awa, the Office of Ethnic Affairs of the Department of Internal Affairs, the Department of Conservation (DOC), Go Wellington, New Zealand Post Book Awards for Children & Young Adults, Wellington Waterfront Limited, Wellington Cable Car Ltd, and East by West Ferry.

Founding Patrons and Foundations Club members

The Founding Patrons and Foundation Club members support the Museum's activities and are invited to talks, tours and previews.

The Maritime Friends of the Museum of Wellington City & Sea *president William Pitt*

The Maritime Friends support the Museum by providing a series of talks and field-trips with a maritime interest throughout the year.

Wellington Historical & Early Settlers' Association *president Vonnie Nunns*

The Wellington Historical & Early Settlers' Association provide a regular series of talks on Wellington's early settlement at the Museum. The 2009 James Worsfold lecture, held in recognition of the scholarship the Association provides to a Victoria University of Wellington history student was given by Hayley Brown on the subject of Divorce in Wellington from 1898 to 1947.

Maritime Archaeological Association of New Zealand *president Malcolm McGregor*

The Maritime Archaeological Association of New Zealand supports the Museum through providing a series of lectures with a maritime archaeological interest throughout the year.

Volunteers

Museum volunteers make an important contribution to the work of the Museum of Wellington City & Sea. In 2009-10 eighteen volunteers worked on the collections and eight completed various other tasks at the Museum. Volunteers provide support to our work cataloguing the heritage collections from subject expertise to photography and data entry of information; 4014.5 hours have been worked by volunteers in 2009-10.

Public Programmes

Sampler Season 09

Rosy Tin Teacaddy, The Pioneers, Ruth Birnie (Sunday Concert programmer); Wellington Regional Heritage Promotion Council and Pamela Sibley.

Wander for WOW 2009

Bacon Bitties, Lynda Duncan.

Trouble on the Waterfront CD launch:

Chris Prowse, The Waterfront Collective band and David Grant.

Day of the Dead:

Jorge Herrera and Tania Norman.

Mad Hatter's birthday party:

The Storybox Project, Footnote Dance, Dunbar Sloane (Curiosity Roadshow), Fifi Colson, Wellington Chess Club, Wellington Bridge Club and actors & musicians for the Alive in Wonderland re-creation.

Curiosity Roadshow:

Simon Manchester, Peter Wedde, Trevor Morley, Big Yellow Caravan and the Wellington Vintage Car Club.

NZ Post Children's Book Awards: Marie Murdoch,

Exhibitions

Audible Identities:

Alexander Turnbull Library, Sonic Arts Programme at the New Zealand School of Music, Michael Hobbs, Bridget Johnson, Norman McLennan, George Duncan, Richard Robertshawe and Jason Wright

10 Years in Wonderland: Daniel Agnihotri-Clark, Collection donors, Frampton Signs for refurbishing the Cinerama sign, Jonathan Besser for use of Ringing in the Watches soundscape, United Services Medal Collection Trust, Vernon database systems, Lawrence Arabia and Rhys Latton.

Vessels: Daniel K Brown, Mark J Johnson, New Zealand International Arts Festival, Victoria University of Wellington, Associate Professor

Andrew Charleson, Johann Nortje, Adam Alexander, Nazia Kachwalla, New Zealand School of Music, Jeremy Hantler, Blair Clarke, Stefan Sarten and Andreas Lepper.

Survivor Art: Helen Mitchell, Shirley Hick and Kay McCormack.

The Making of the Word Witch: Ashburton Art Gallery, Margaret Mahy, David Elliot and Tessa Duder.

Farmer Fred's Cow: David Waller.

Accommodation: Ibis

Wellington Cable Car Museum Supporters

Wellington Cable Car Heritage, New Zealand Lottery Grants Board Environment and Heritage Committee, the Community Trust of Wellington and Go Wellington.

Public Programmes

Spring Festival: Ruth Birnie (concert programmer), Celia Briar and friends, Dave Hart and the Big Yellow Caravan.

Colonial Cottage Museum Supporters

Go Wellington and the Cottage volunteers and supporters.

Public Programmes

Anniversary Day BBQ: Footnote Dance.

Open Day: Ann Jasper (Victorian Fashion Parade adviser), Hannah Zwartz, Trevor Morley, Spinners and Weavers Guild, Embroiderers Guild, Lacemakers Guild, Judy Buchannan tapestry and volunteers.

• Capital E

Capital E McKenzie Theatre Sir Roy McKenzie

Capital E National Theatre for Children

Creative New Zealand, Booker Spalding Limited, The Dominion Post, Caffè L'affare, the Interislander, MJF Lighting and Nic Inc.

National tour of *Seasons* and *Stealing Games*

Community Trust of Otago, Telstra Clear Pacific Events Centre; TSB Community Trust, Trust House, Eastern & Central Community Trust, Canterbury Community Trust, Community Trust of Southland, Pelorus Trust and The Edge, Auckland.

Capital E Event partners and sponsors

TVNZ, Asian Events Trust, The Dominion Post, Decorada, Wellington Circus Trust, Asia New Zealand Foundation, MJF Lighting, New Zealand Comedy Festival, Museum of New Zealand Te Papa Tongarewa, Gibson Group, Storylines Festival, Goethe Institute, GNS Science, Wellington City Council Events and Wellington City Council City Communities.

Creative Technology

The Ministry of Education, Triangle Television, Sir Roy McKenzie and family, Sony New Zealand Ltd, and Wacom Co Ltd.

10 Years in Wonderland celebrating the 10th Anniversary of the Museum of Wellington City & Sea



DIRECTORY

Wellington Museums Trust

Pat Stuart *Chief Executive*

Trust Office:

The Bond Store

Queens Wharf, PO Box 893, Wellington

P: 471 0919, F: 471 0920

E: trust@wmt.org.nz

www.wmt.org.nz

Registered Office: c/o Simpson Grierson

HSBC Tower, 195 Lambton Quay, Wellington

City Gallery Wellington

Paula Savage *Director*

Civic Square

101 Wakefield Street

PO Box 2199, Wellington

P: 801 3021, F: 801 3950

E: citygallery@wmt.org.nz

www.citygallery.org.nz

Capital E

Stuart Grant *Director*

Civic Square

101 Wakefield Street

PO Box 3386, Wellington

P: 913 3720, F: 913 3735

E: capitale@wmt.org.nz

www.capitale.org.nz

Carter Observatory

Dr Sarah Rusholme *Director*

Botanic Gardens

PO Box 2909, Wellington

P: 910 3140

E: carter@wmt.org.nz

www.carterobservatory.org.nz

Museums Wellington

Brett Mason *Director*

Museum of Wellington City & Sea (Museum of Wellington)

Queens Wharf

PO Box 893, Wellington

P: 472 8904, F: 496 1949

E: museumswellington@wmt.org.nz

www.museumswellington.org.nz

Wellington Cable Car Museum

1 Upland Road

PO Box 893, Wellington

P: 475 3578, F: 475 3594

E: cablecarmuseum@wmt.org.nz

www.museumswellington.org.nz

Colonial Cottage Museum

68 Nairn Street

PO Box 893, Wellington

P: 384 9122, F: 384 9202

E: colonialcottage@wmt.org.nz

www.museumswellington.org.nz

Plimmer's Ark Galleries

Queens Wharf (recovered timbers)

Old Bank Arcade (timbers in situ)

New Zealand Cricket Museum

David Mealing *Manager*

The Old Grandstand, Basin Reserve

PO Box 578

Wellington

P: 385 6602, F: 384 3498

E: cricket@wmt.org.nz

www.nzcricket.co.nz



photography: Neil Price (page 5); Image published courtesy of NASA (page 11);
Stephen A'Court (page 17); Justine Hall (page 17, 18, 19, 43 & 47); Paul McCredie (page 45)

© Wellington Museums Trust 2010

Wellington
MUSEUMS TRUST



Wellington Museums Trust
The Bond Store
Queens Wharf, PO Box 893, Wellington
P: 471 0919, F: 471 0920
E: trust@wmt.org.nz
www.wmt.org.nz